



Energy-Efficient Silk Spinning and Reeling Machines: How Big is the Opportunity?

Powering Livelihoods

Powering Livelihoods, a USD 3 million (INR 21 crore) initiative by CEEW and Villgro, is mainstreaming clean energy-based solutions in the rural economy. It provides capital, technical, and sectoral growth support to help social enterprises deploy a large number of clean energy-based livelihood solutions in a gender-inclusive manner.

The textile industry is India's second-largest employer. At Powering Livelihoods, we focus on enterprises developing or deploying innovative appliances capable of improving productivity, reducing drudgery, and raising incomes. These include solar-based charkhas, sewing machines, looms, and silk reeling machines.

About this report

Who should read this report and why?

Powering Livelihoods market research reports aim to boost sectoral growth by helping entrepreneurs, investors, and policy-makers with value chain analysis, as well as market segmentation, policy, and competitor assessments.

This report attempts to answer the following questions:

1. What is the state of silk value chain in India?
2. How big is the market for energy-efficient machines across different silk value-chains?
3. Where can entrepreneurs sell their silk yarn?
4. How can machine manufacturing entrepreneurs navigate the sector in the next 3-5 years? Who are the competitors?
5. Which policies are relevant for entrepreneurs? Which ones are gender-inclusive?

Highlights



The **total addressable market (TAM)** for energy-efficient silk spinning and reeling machines is USD 51.1 million (INR 357.6 crore). Realising this opportunity could lead to the deployment of as many as **145,500 machines**. The **serviceable addressable market (SAM)** for these products is USD 25.9 million (INR 181.8 crore); **78,000 machines**.

SAM of energy-efficient machines across silk types:

- Mulberry: USD 6.4 million (INR 45.0 crore)
- Tasar: USD 10.4 million (INR 73.0 crore)
- Eri: USD 8.0 million (INR 56.3 crore)
- Muga: USD 1.1 million (INR 7.4 crore)



The serviceable available market will impact ~**81,500 livelihoods (~86.5 per cent women)** improving incomes and reducing drudgery.



Assam is one of the top producers of muga, eri and tasar silk fabric, while Andhra Pradesh and Tamil Nadu are leaders in mulberry silk fabric production. Unincorporated silk weaving enterprises are concentrated in Uttar Pradesh, Andhra Pradesh and Tamil Nadu. Silk yarn producers can sell to these **silk weaving clusters**.



The competitors of energy-efficient machines include traditional machines (*charkhas* and *taklis*) or practices (such as thigh reeling); small modern machines designed by CSTRI and local manufacturers; and large multi-end machines.

Entrepreneurs should tap into retail and distribution channels of traditional machine manufacturers, keeping in mind that clean solar energy can be a differentiating factor in regions with erratic electricity supply. Also, the existence of multiple operation modes in energy-efficient machines (such as manual, electric, and solar-powered) enhances ease of operation.

State of silk value chain in India

Silk accounts for 0.2 per cent of world's total textile production.¹ It is a low volume high value product powering a labour-intensive and high-income industry. There are 4 major types of silk: mulberry, tasar, muga, and eri. In India, which produces all four varieties, non-mulberry silks are collectively known as vanya silk.

India produced **35,820 metric tonnes (MT)** of raw silk in 2019-20², accounting for a third of global production¹



Questions answered in this section

- What are the different steps in silk value chain?
- Which organisations support the Indian silk value chain?
- What is the extent of women's participation in different activities in the silk value chain?

Silk production by type (2018-19)³

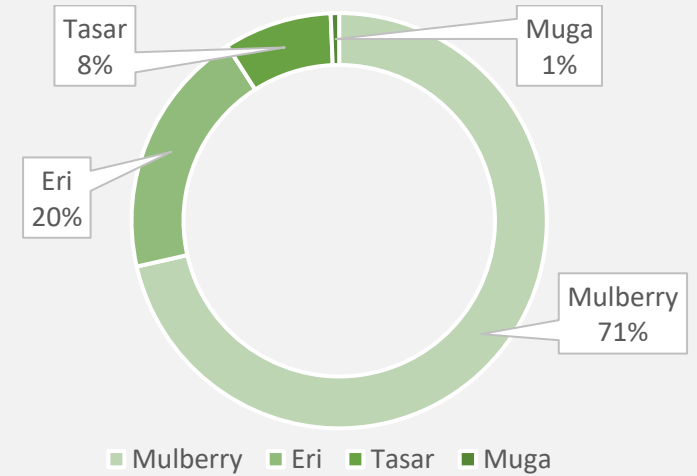


Image: iStock

Overview of the silk value chain⁴

<p>Rearing: Silkworms are either fed mulberry leaves plucked from bushes or allowed to feed on wild trees (in the case of non-mulberry and vanya silks).</p>	<p>Silk reeling and twisting: Silkworm larvae envelop themselves in cocoons. These cocoons become the source of silk filaments. Reeling refers to the process of removing continuous filaments and winding them on a reel. Twisting is the process of imparting a twist to reeled yarn.</p>	<p>Weaving: Two types of yarn are produced through reeling, twisting, and spinning. The first, meant for use along the length of fabric, is called warp. The second, to be used breadthways, is called the weft. Weaving is the process of interlocking warp and weft in looms to produce fabric.</p>	<p>Fabric finishing: Woven fabric is checked, altered (if required), folded and packed before it is sent to retailers.</p>	<p>Garmenting: Garmenting is the process of stitching together different pieces of silk fabric on a sewing machine to produce clothes.</p>
	<p>Spinning: Cocoons with discontinuous silk filaments are used for spinning. Here, filaments from multiple cocoons are twisted together to form yarn.</p>			



Overview of the silk value chain

	Cultivation	Rearing	Reeling and twisting	Weaving	Cloth finishing and garmenting
			Spinning		
Supporting organisations⁵	The Central Silk Board (CSB) is India's statutory body for silk production. The Indian Silk Export Promotion Council promotes silk exports.				
Employment⁶	The silk sector employs around 91 lakh people. One estimate suggests that 1 kg of raw silk production generates employment opportunities comparable to 11 workdays in on-farm and off-farm activities.				
Women participation⁷ (in percentage)	Weeding: 100 Leaf harvesting: 91	Silk worm rearing: 60	Reeling: 50 Twisting: 60	Weaving: 63	Dyeing, printing, etc.: 60
Energy-efficient machines⁵			Reeling, re-reeling, twisting, and spinning machines	Solar looms	Solar sewing machines



Image: iStock

How big is the market for energy-efficient machines across the silk value chain?



Question answered in this section

- What is the market potential of energy-efficient machines in mulberry, tasar, eri, and muga value chains?



Image: Resham Sutra

Mulberry silk

Mulberry silk comes from domesticated, *Bombyx mori* L. silkworms, which feed on the leaves of the mulberry plant. Silkworms are of two main varieties: bivoltine (meaning that they produce two broods in a season) and cross-breeds. Over the years, the market for bivoltine silk has grown relatively faster.⁸

Mulberry (2018-19)	Bivoltine	Cross-breed
Cocoon production	46,400 MT ⁹ CAGR (2013-19) of 17.9%	139,100 MT ⁹ CAGR (2013-19) of 1.8%
Raw silk/ yarn production	7,000 MT ⁹ CAGR (2013-19) of 18.2%	18,300 MT ⁹ CAGR (2013-19) of 1.4%



Yarn production

Mulberry silk is reeled using charkhas, cottage basins, multi-end reeling machines (MRM) or automatic reeling machines (ARM). The Central Silk Board and state departments are promoting bivoltine raw silk production and use of MRMs and ARMs to replace imports of high quality silk.¹⁰

But using MRMs and ARMs can be challenging. First, they require high initial capital investment. Second, they require regular and generous supply of high-quality cocoons, not to mention the labour needed to operate them efficiently. Significant fluctuations in cocoon production and prices in India makes this difficult.¹¹

In many parts of India, manually operated charkha continues to be primary machine used for reeling. It is because they can reel low quality cocoons to produce cheaper silk which serves the price sensitive handloom market.¹²



Average cocoon price (INR/kg) in 2018-19⁹

347 Bivoltine	300 Crossbreed
------------------	-------------------



Average raw silk price (INR/kg) in 2018-19⁹

2,770 Charkha	3,130 Cottage Basin	3,310 Multi-end
------------------	------------------------	--------------------

Regional landscape

Karnataka, Andhra Pradesh, West Bengal and Tamil Nadu together contributes **92 per cent** of total raw mulberry silk production.⁹

Northeast region

A textile promotion scheme in the north eastern states (except Manipur) is supporting the production of as many as 30 lakh mulberry disease-free layings across 4,000 acres of bivoltine plantation engaging over 9,000 women.⁹

Telangana

The Telangana government is promoting reeling using ARMs and MRMs by offering reelers INR 105 and INR 80 respectively for each kilogram of yarn produced.⁹

Other states

The Central Silk Board's (CSB) bivoltine cluster promotion programme promotes the cultivation of bivoltine silk in all states, except Gujarat, Rajasthan, Chhattisgarh, and Jharkhand.⁹



MRMs and ARMs provide best quality and productivity, but are unaffordable for microenterprises. Charkhas have lower productivity and yarn quality. This leaves a market gap that can be filled by small or medium energy-efficient spinning and reeling machines. They are affordable, need little space and produce high-quality yarn from both cross-breed and bivoltine cocoons.¹¹

TAM

USD 21.0 million (INR 147.0 crore)
49,000 Traditional charkhas replaced¹³

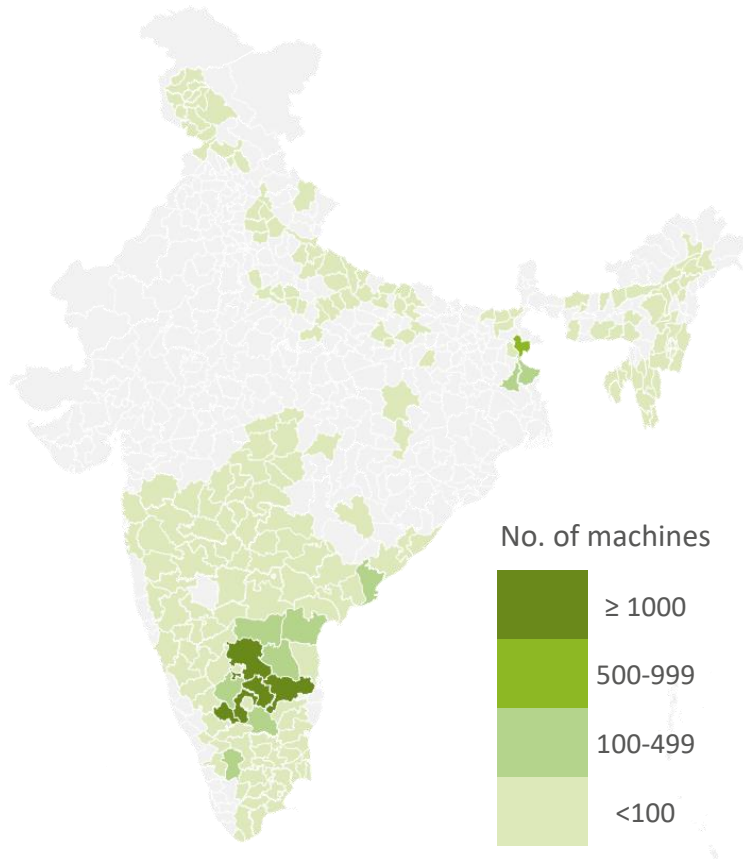
SAM

USD 6.4 million (INR 45.0 crore)
15,000 Traditional charkhas replaced¹³

Impact

Energy-efficient machines can impact the livelihoods of as many as
15,000 reelers (50 per cent women).¹³

District wise potential number of energy-efficient machines¹³ (SAM)



Top 15 districts for SAM¹³

State name	District name	Traditional charkhas which can be replaced
Andhra Pradesh	Anantpur	2,671
Andhra Pradesh	Chittoor	2,433
Karnataka	Mandya	1,454
Karnataka	Ramanagara	1,239
Karnataka	Chikkaballapur	997
West Bengal	Malda	971
Karnataka	Kolar	772
Karnataka	Bengaluru Rural	316
West Bengal	Murshidabad	310
Karnataka	Tumkur	236
Andhra Pradesh	Kurnool	184
Andhra Pradesh	Prakasham	177
West Bengal	Birbhum	149
Tamil Nadu	Krishnagiri	145
Andhra Pradesh	East Godavari	134

Complete list of districts is available [here](#).



Top 15 districts represent ~82 per cent of the serviceable market.

Andhra Pradesh, Karnataka, West Bengal, and Tamil Nadu are India's top mulberry producing states. Machine manufacturing entrepreneurs should target these states, as well as those that have achieved high growth in raw mulberry silk production in recent years, such as **Tripura, Maharashtra, Uttar Pradesh, and Telangana.**¹³

Methodology

While estimating the total available market (TAM), based on literature, we considered that as much as 50 per cent of mulberry silk is currently produced on charkhas, and that a single charkha produces 1 kg of yarn daily for 300 days in a year.¹⁴

We calculated the serviceable available market (SAM) by considering factors such as:

- A state's total mulberry silk production
- The production growth rate between 2015-19
- Industrialisation
- State level policy interventions to promote decentralised production
- Solar irradiance and grid electricity availability

We considered that existing reelers would move to the energy-efficient machines for evaluation of Impact.

Tasar silk

Tasar silk is coarse and has a copperish colour. It comes in two varieties: oak tasar and tropical tasar. The silkworm used in oak tasar's production (*Antheraea proylei J.*) feeds on natural oak food plants. The one used in tropical tasar's production (*Antheraea mylitta*) feeds on Asan and Arjun food plants.¹⁵



Average cocoon price (INR/1000 cocoon) in 2018-19¹⁶

4,000-5,000
Raily*

3,000-3,450
Daba*



Average raw silk price (INR/kg) in 2018-19¹⁶

3,200-3,500
Reeled

1,800-2,100
Ghicha*

Average cocoon to reeled yarn yield: 1 kg yarn/ 1,250 cocoons²⁰

Thigh reeling of tasar silk



Image: Resham Sutra

Tasar (2018-19)

Cocoon production	2,300 million ¹⁶ CAGR (2013-19) of 1.1%
Raw silk / yarn production	3,000 MT ¹⁶ CAGR (2013-19) of 2.2%

Yarn production

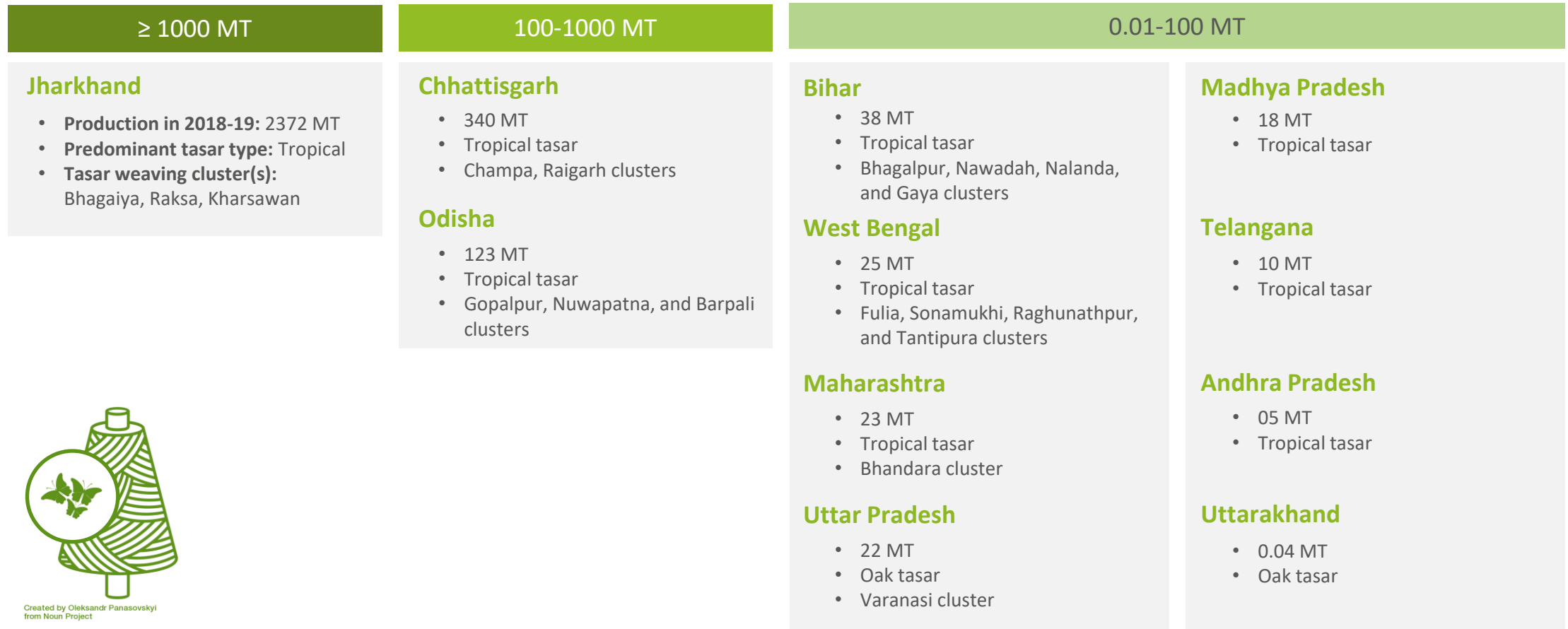
Tasar yarn is produced using modern machines and traditional thigh reeling. Thigh reeling constitutes 30 per cent of total production¹⁷ and produces low-denier, low-twist yarn, which is in demand.¹⁸

Indian tasar yarn is mainly used as weft along with imported warp tasar. Weft spun yarn is used in furnishing and shirts as it improves fabric texture. Replacing imported warp is difficult because it is of better quality, available in large quantities, and easier to use.¹⁹ Other major challenges for reelers and spinners are high price of cocoons, working capital issues in cocoon procurement, and a lack of market access.¹⁸

*Raily: Wild variety of cocoon, Daba: Semi-domesticated variety of cocoon, Ghicha: Yarn variety handmade out of multiple unreelable cocoons.

¹⁵ <http://csb.gov.in/silk-sericulture/silk/tasar-silk>; ¹⁶ Central Silk Board (2019) Annual Report; ¹⁷ <https://pib.gov.in/newsite/PrintRelease.aspx?relid=158964>; ¹⁸ Tasar Value Chain Analysis Jharkhand, CSB & PRADAN (2017);

¹⁹ Reel of Fortune, PRADAN (2015); ²⁰ Author's Analysis

Tasar raw silk yarn production across states in India (in MT) ^{21,22,23,24}

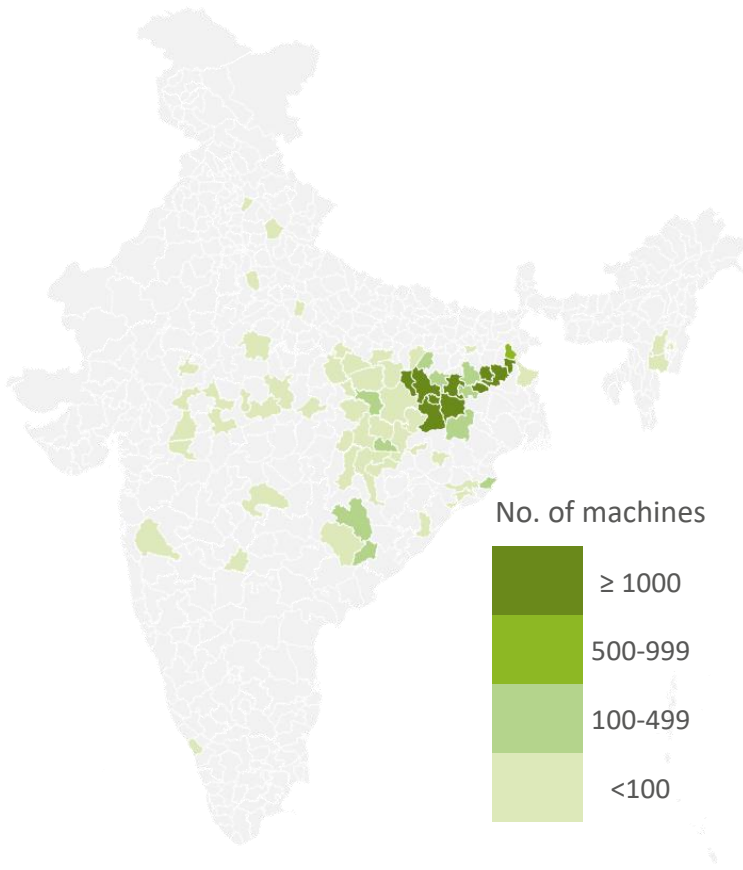
Created by Oleksandr Panasovskiy
from Noun Project

TAM USD 15.1 million (INR 106.0 crore)
53,000 machines²⁵

SAM USD 10.4 million (INR 73.0 crore)
36,500 machines²⁵

Impact Energy-efficient machines can impact the livelihoods of as many as **36,500 reelers (all women)**.²⁵

District wise potential number of energy-efficient machines²⁵ (SAM)



Top 15 districts for SAM²⁵

State name	District name	Estimated number of machines
Jharkhand	Dumka	9,539
Jharkhand	Ranchi	6,667
Jharkhand	West Singhbhum	5,557
Jharkhand	Dhanbad	3,279
Jharkhand	Giridih	1,773
Jharkhand	Palamu	1,210
Jharkhand	Hazaribagh	1,132
Jharkhand	Garhwa	1,102
Jharkhand	Pakur	1,058
Jharkhand	Sahebganj	1,042
Jharkhand	Saraikela Kharsawan	578
Jharkhand	Deoghar	429
Jharkhand	Chatra	350
Jharkhand	Godda	326
Odisha	Mayurbhanj	201



Top 15 districts cover ~ 93 per cent of serviceable market.²⁵

Reelers see value in energy-efficient machines with batteries as these can operate after sunset. The main adoption barrier is the high initial cost.

Methodology

For TAM calculations, based on literature, we consider that 80-90 per cent of tasar silk is produced by traditional machines (non-efficient) and methods, and a single reeler produces 200 grams of yarn daily for 300 days in a year.²⁶

To calculate the serviceable available market (SAM), we considered factors such as:

- Total tasar silk production in a state
- Production growth rate between 2015-19
- State level policy interventions to promote decentralised production
- Solar irradiance and grid electricity availability

We considered that existing reelers would move to the energy-efficient machines for evaluation of Impact. Limitation - Tasar silk is imported in significant quantity due to the availability of low-cost and high-quality alternatives. However, due to the lack of availability of reliable estimates, this is not factored into the analysis.

Complete list of districts is available [here](#).

Eri silk

Eri silk, also known as Endi or Errandi, is a multivoltine silk spun from open ended cocoons. It comes from domesticated silkworm, *Philosamia Ricini*, which feeds on castor leaves. It is used indigenously for making bed sheets.²⁷

Eri (2018-19)	
Cocoon production	9,100 MT ²⁸ CAGR (2013-19) of 8.9%
Raw silk / yarn production	6,900 MT ²⁸ CAGR (2013-19) of 8.5%



Image: iStock

Yarn production

Eri silk is spun on taklis or machines produced by the Central Silk Technological Research Institute (CSTRI) or by local manufacturers.²⁹ The government has also set up eri spun silk mills to increase production.³⁰

Takli, a traditional hand tool for processing Eri silk, is **economical and easy to use. But it has low productivity and yarn production is uneven. When used as weft with mulberry warp**, eri spun yarn brings a coarse and dense texture to the fabric.²⁹

Takli spinners face major challenges. They suffer from a lack of working capital and quality standards, and are unable to meet peak demand. The young generation is showing interest in using machines for better productivity.³¹



Average cocoon price (INR/ kg) in 2018-19²⁸

700-900 for cut cocoons



Average raw silk price (INR/ kg) in 2018-19²⁸

2,250-2,800 for spun yarn



Energy-efficient spinning and reeling machines can replace existing practices to improve productivity and provide consistent outputs. This will help end-users to maintain quality standards and meet peak demands.³²

Regional landscape

Eri culture is mainly practiced in north eastern states. But it is also prevalent in **Bihar, Uttar Pradesh, West Bengal and Odisha**. In 2018-19, **Assam and Meghalaya** were the leading producers of eri silk, accounting for 69 per cent and 16 per cent of total production.²⁷

Assam and Manipur

The Central Silk Board (CSB) is opening eri spun silk mills in Assam and Manipur and an eri seed unit in Assam under the North East Region Textile Promotion Scheme.²⁸

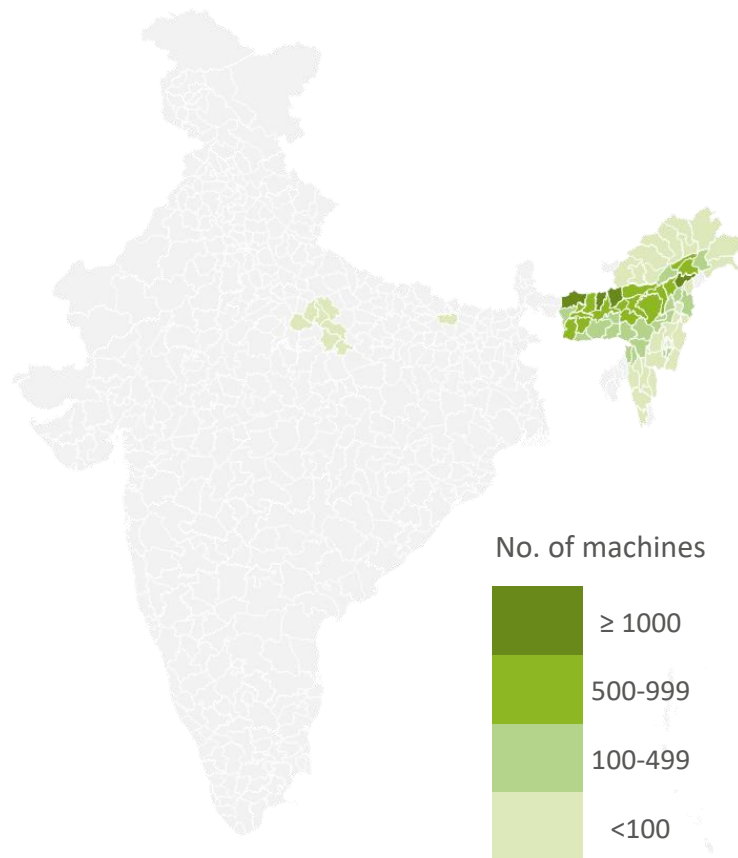
²⁷ <http://csb.gov.in/silk-sericulture/silk/eri-silk>; ²⁸ Central Silk Board (2018-19) Annual Report; ²⁹ Contemporary breakthrough in Ahimsa silk spinning; Indian Journal of Traditional Knowledge, Vol. 7(1), January 2008, pp. 178-181; ³⁰ <https://pib.gov.in/PressReleaseSelfPage.aspx?PRID=1565170>; ³¹ Supply Chain Linkages and Constraints in Natural Silk Sector of Assam: A study of Muga and Eri Silk, International Journal of Multidisciplinary Management Studies, Vol 1, Issue 3, December 2011; ³² Authors' Analysis; USD 1 = INR 70

TAM USD 13.1 million (INR 91.8 crore)
37,500 machines³³

SAM USD 8.0 million (INR 56.3 crore)
23,000 machines³³

Impact Energy-efficient machines can impact the livelihoods of as many as **23,000 spinners (97 per cent women)**.³³

District wise potential number of energy-efficient machines³³ (SAM)



Top 15 districts for SAM³³

State name	District name	Estimated number of machines
Assam	Sivasagar	4,757
Assam	Udalguri	1,774
Assam	Kokrajhar	1,020
Assam	Baksa	1,020
Assam	Nagaon	874
Assam	Sonitpur	726
Assam	Jorhat	699
Assam	Golaghat	655
Assam	Karbi Anglong	640
Assam	Chirang	621
Assam	Kamrup & Kamrup (Metro)	588
Assam	Goalpara	583
Assam	Dibrugarh	564
Assam	Dhemaji	543
Assam	Morigaon	543

Complete list of districts is available [here](#).



Top 15 districts cover ~94 per cent of serviceable market³³

Assam is the top state, with 15 districts capturing 94 per cent of serviceable market.³³

Entrepreneurs manufacturing machines for this market should focus on asset financing to enable adoption.

Methodology

Based on literature, we consider that 57 per cent of eri silk spinners use taklis, and that a single spinner produces 300 grams of yarn daily for 300 days in a year.³⁴

To calculate the serviceable available market (SAM), we considered factors such as:

- A state's total eri silk production
- Production growth rate between 2015-19
- State level policy interventions to promote decentralised production
- Solar irradiance and grid electricity availability

We considered that existing reelers would move to the energy-efficient machines for evaluation of Impact.

Muga silk

Muga silk comes from the semi-domesticated multivoltine silkworm, *Antheraea assamensis*. It is reared on the aromatic leaves of Som and Soalu plants.³⁵ It is used to make mekhalas*, bed sheets, and sarees, among other products.³⁶

Muga (2018-19)	
Cocoon production	1,170 million ³⁷ CAGR (2013-19) ²¹ of 8.5 %
Raw silk / yarn production	230 MT ³⁷ CAGR (2013-19) of 7.9 %



Image: iStock

Yarn production

Muga is reeled on 'bhir' devices or on machines developed by the Central Silk Technological Research Institute (CSTRI) or by local manufacturers. **Bhir devices have quality and productivity issues but are essential for meeting the demand for untwisted weft yarn.** So there is a demand of machines with better productivity capable of yielding yarn of uniform quality. Another use case is for spinning machines which can spin the remnants of reeled cocoons.³⁸

There are two major challenges in Muga value chain. First, the usage of insecticides and pesticides in nearby tea plantations makes rearing of Muga silk worm difficult. Second, there is competition from multiple look-alikes in the market, such as the muga-eri blend and dyed eri.³⁹



Average cocoon price (INR/ 1000 cocoons) in 2018-19³⁷

4,000-5,000
reeling cocoon



Average raw silk price (INR/ kg) in 2018-19³⁷

18,000-25,000 for warp yarn
16,500-20,000 for weft yarn

Average cocoon to yarn yield³⁸
1 kg yarn/ 4,500-6,000 cocoons

Regional landscape

Muga production is limited to the north eastern states. The leading producers, Assam and Meghalaya, contribute 82 per cent and 15 per cent of total output, respectively.

The Central Silk Board (CSB) is working to improve quality of muga silk under its North East Region Textile Promotion Scheme. The natural habitat in which production occurs lies in protected areas like the Upper Doigrung wild life area, the Kuklung reserve forest, the Mebo reserve forest and the Bagmara reserve forest.³⁷



The relatively high average muga cocoon price increases the working capital required for production.

This market is supply constrained, making muga silk a high value product.

Considering these two points, entrepreneurs should prefer value chain approach by providing energy-efficient machines, raw material, and job work to skilled artisans.⁴⁰

*Mekhala is a traditional Assamese attire.

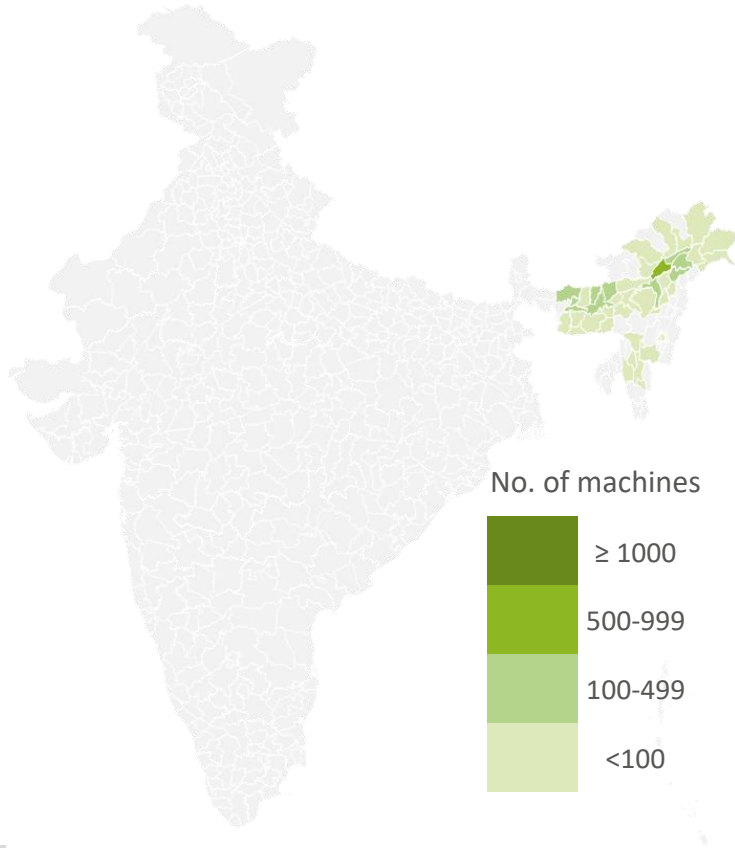
³⁵ http://csb.gov.in/silk_sericulture/silk/muga-silk; ³⁶ Central Silk Board (2019) Seri-states of India; ³⁷ Central Silk Board (2018-19) Annual Report; ³⁸ <https://sericulture.assam.gov.in/portlets/silk-reeling-and-spinning>; ³⁹ <https://medium.com/smaclab/the-story-of-golden-thread-paradox-of-muga-silk-in-assam-5b8f43b1a0e2>; ⁴⁰ Author's Analysis; USD 1 = INR 70

TAM USD 1.8 million (INR 12.8 crore)
6,000 bhir devices can be replaced⁴¹

SAM USD 1.1 million (INR 7.4 crore)
3,500 bhir devices can be replaced⁴¹

Impact Energy-efficient machines can impact the livelihoods of as many as **7,000** reelers (60 per cent women).⁴¹

District wise potential number of energy-efficient machines⁴¹ (SAM)



Top 15 districts for SAM⁴¹

State name	District name	Estimated number of replaceable bhirs
Assam	Lakhimpur	550
Assam	Sivasagar	337
Assam	Dhemaji	332
Assam	Goalpara	314
Assam	Kamrup & Kamrup (Metro)	263
Assam	Udalguri	232
Assam	Dibrugarh	213
Assam	Kokrajhar	187
Assam	Baksa	173
Assam	Golaghat	172
Assam	Chirang	129
Assam	Darrang	124
Meghalaya	South Garo Hills	75
Meghalaya	East Khasi Hills	73
Meghalaya	West Garo Hills	42



Top 15 districts cover ~92 per cent of serviceable market⁴¹

Assam and Meghalaya are major contributors, with shares of 82 per cent & 15 per cent, respectively.

The target customers are rearers and reelers working in groups under master reelers, weavers and traders in and around cocoon producing areas and weaving centres.

Methodology

Based on literature, we consider that 56 per cent of muga silk is reeled using bhir devices, and that one device produces 80 grams of yarn daily for 300 days in a year.⁴²

To calculate the serviceable available market (SAM), we considered factors such as:

- A state's total muga silk production
- The production growth rate between 2015-19
- State level policy interventions to promote decentralised production
- Solar irradiance and grid electricity availability

We considered that existing reelers would move to the energy-efficient machines for evaluation of Impact.

Complete list of districts is available [here](#).

⁴¹ Authors' Analysis; <https://sericulture.assam.gov.in/frontimpotentdata/role-of-women-in-sericulture-industry>; ⁴² <https://sericulture.assam.gov.in/portlets/silk-reeling-and-spinning>; USD 1 = INR 70;

TAM = Total Available Market; SAM = Serviceable Available Market

Which are the priority areas for silk-related weaving in India?



Question answered in
this section

- Where can entrepreneurs sell their silk yarn?



Image: iStock

Where can entrepreneurs sell their silk yarn?

Entrepreneurs can sell their silk yarn to weaving households, weaving enterprises and powerloom industry. We define weaving households as homes with at least one weaver. By enterprises, we mean unincorporated non-agricultural enterprises involved in silk weaving.

The table shows states in decreasing order of total number of weaving households. Assam (33 per cent), Manipur (18 per cent), West Bengal (10 per cent), Tamil Nadu (10 per cent), Andhra Pradesh (8 per cent) are top five states with highest number of weaving households. Muga, eri and tasar weaving households are concentrated in north eastern and eastern states while mulberry silk weaving households are concentrated in southern India. ⁴³ Silk weaving enterprises are concentrated in Andhra Pradesh, Uttar Pradesh, and Bihar.⁴⁴



Silk consumption by weaving households is concentrated near raw silk production centres.

Muga silk weaving is concentrated in Assam and Manipur, eri silk weaving is concentrated in Assam, mulberry silk weaving is concentrated in Tamil Nadu and Andhra Pradesh, and tasar silk weaving in Assam, Jharkhand, and West Bengal.

This proximity in value chain operations can help entrepreneurs looking to establish farm-to-fabric models.⁴³

High



Low

State wise number of weaving households (WH)⁴³, weaving enterprises (WE)⁴⁴ and clusters^{45,46}

State	Muga WH	Eri WH	Mulberry WH	Tasar WH	Looms at WE	Silk weaving clusters in India
Assam	54,003	43,155	5,357	7,241	0	Bijaynaga, Palashbari, Hajo, Rampur (Eri); Sualkucchi-Bamundi (Muga)
Manipur	45,244	7,080	4,517	1,437	7,905	-
West Bengal	16,291	3,399	4,483	8,749	2,516	Murshidabad, Baluchari, Fulia (Tasar)
Tamil Nadu	9,352	4,904	17,195	924	0	Kanchipuram, Arni, Thirubuvanam
Andhra Pradesh	1,055	4,255	19,764	99	39,487	Dharmavaram, Pochampalli, Venkatagiri
Uttar Pradesh	10,701	1,389	6,725	1,165	10,560	Varanasi, Mubarakpur
Jharkhand	2,448	2,553	1,633	4,591	0	Bhagaiya, Raksa, Kharsawan
Meghalaya	3,207	3,175	266	271	0	Umden
Telangana	351	55	6,195	282	1,816	-
Nagaland	1,728	1,971	1,864	582	58	-
Bihar	1,443	1,508	1,591	1,557	11,480	Bhagalpur (Tasar)
Karnataka	18	44	3,880	15	1,358	Banglore, Mysore, Kollegal, Illekal, Moolakalmooru
Odisha	134	656	879	1,469	0	Naupatna
Mizoram	1,081	306	176	836	0	-
Madhya Pradesh	16	576	819	127	0	Maheshwari and Chanderi
Gujarat	179	105	779	71	0	Patola
Tripura	421	139	128	235	0	-
Maharashtra	18	3	658	103	0	Paithan, Bhandara, and Yeola
Chhattisgarh	322	12	1	291	0	Champa, Raigarh (Tasar)
Arunachal Pradesh	162	398	17	1	0	-
Jammu and Kashmir	110	75	72	88	929	Srinagar
Rajasthan	33	29	50	161	0	-
Uttarakhand	1	11	15	39	0	-
Others	5	7	11	2	0	-

Competitor analysis and policy landscape



Questions answered
in this section

- Who are the major competitors and what is the way forward for entrepreneurs?
- What are the relevant government policies for silk entrepreneurs?



Image: Resham Sutra

Who are the major competitors and what is the way forward for entrepreneurs?⁴⁷

	Traditional machines	Small size modern machines	Multi-end machines
Machine type	Bhir, takli, traditional charkha, thigh reeling, etc.	Small (1-10 ends) machines for reeling, twisting, and spinning of all types of silk.	Multi-end cottage basin reeling machines, re-reeling machines, automatic reeling machines, multi-end reeling machines, etc. These are more popular in mulberry value chain.
Cost	Very low as they are locally manufactured	INR 8,000 – 40,000	> INR 20 lakhs
Productivity	Bhir, takli, thigh reeling: 40-150 g/day; traditional charkha: 1,000 g/day	250-350 g/day	9-90 kg/day
Mechanisation	Manual (no mechanisation)	Both manual and mechanised variants available	Mechanised
Yarn quality	Non-uniform	Uniform	Uniform
Power source	Manual power	Manual power, grid, diesel, renewable energy	Grid, diesel
Manufacturers	NA	These machines are designed by CSTRI and manufacturers like Das & Kumars, R K Industries, Resham Sutra Pvt Ltd, Pragjyothika Enterprise, etc.	These machines are manufactured by large manufacturers like Sri Gajalakshmi Engineering Works, Sri M V R Industries, etc.



Due to their low productivity and non-uniform yarn quality, traditional machines present ideal case for replacement by energy-efficient machines. Though silk yarn production is an independent activity, reelers and spinners generally work in groups with master reelers, spinners, weavers, and traders. Entrepreneurs can target these groups for better reach. They can also tap into retail and distribution channels of traditional machine manufacturers.

Small, modern machines designed by CSTRI and small manufacturers offer the strongest competition to energy-efficient solar-powered machines. But clean solar energy can be a differentiating factor in regions with erratic electricity supply. Further, the existence of multiple operation modes in energy-efficient machines enhances ease of operation.

Multi-end machines are good for locations with high aggregate demand and supply. Though they do not provide any direct competition to energy-efficient machines but they affect demand-supply balance in the region. These machines are used in the mulberry value chain in Karnataka. Energy-efficient machine manufacturers should prioritise other regions for mulberry silk reeling machines.

Which policies are relevant for entrepreneurs?

Scheme	Silk type	Beneficiaries	Target geographies	Main provisions	Scheme value
Capacity Building					
Integrated Basin Development Livelihood Project (IBDLP) ⁴⁸	All	Silk value chain players like farmers, reelers, spinners (Gender agnostic)	Meghalaya	Developing complete value chain through supporting rearing, reeling, spinning, weaving, and marketing activities. Promoting new technologies for reeling and spinning.	NA
Chief Minister's Indigenous Textile Promotion Scheme ⁴⁹	All	Weavers (Gender agnostic)	Arunachal Pradesh	Distributing improved frame loom/acrylic yarn/ fine cotton yarn/ eri silk yarn to poor handloom weavers, free of cost.	NA
Uttar Pradesh Textile Policy 2017 ⁵⁰	All	Silk reeling entrepreneurs (SC and ST) and weavers (Gender targeted)	Uttar Pradesh	Supporting SC and ST entrepreneurs through the central government's Standup India scheme. Forming self help groups (SHGs) of women weavers who adopt modern looms and market their products. Setting up a mission to increase silk koya and hemp fibre production in UP.	NA
Bivoltine Cluster Promotion programme - Central Silk Board ⁵¹	Mulberry	Mulberry silk farmers and rearers (Gender agnostic)	All states except Gujarat, Rajasthan, Jharkhand and Chhattisgarh	Promoting bivoltine silk production between 2017-20.	NA
North East Region Textile Promotion Scheme - Central Silk Board ⁵¹	All	Silk ecosystem (Gender agnostic)	Northeastern states	38 sericulture projects under four broad categories: Integrated Sericulture Development Project (ISDP), and Intensive Bivoltine Sericulture Development Project (IBSDP), Eri Spun Silk Mill, and Aspirational Districts.	NA
Scheduled Caste Sub Plan (SCSP) - Central Silk Board ⁵¹	All	SC and ST families across the silk value chain (Gender agnostic)	Andhra Pradesh, Telangana, Himachal Pradesh, Uttar Pradesh, Tamil Nadu, Uttarakhand, Chattisgarh, Jharkhand, Maharashtra, Madhya Pradesh, and Odisha	Providing families with various kinds of assistance, including support for machine purchases, silkworm rearing, and skill upgradation.	USD 5.7 million (INR 40 crore)

⁴⁸ <http://megseriloom.gov.in/schemes.html>; ⁴⁹ <http://textiles.arunachal.gov.in/chief-minstrers-indigenous-textile-promotion-scheme/>; ⁵⁰ UP Textile Policy 2017; ⁵¹ Central Silk Board (2018-19) Annual Report
Gender Targeted: Policies which have either some women focused clause or where major beneficiaries are women; Gender Agnostic: No special focus on women; NA = Not available.

Which policies are relevant for entrepreneurs?

Scheme	Silk type	Beneficiaries	Target geographies	Main provisions	Scheme value
Capacity Building					
Mukhyamantri Tasar Vikas Pariyojna ⁵²	Tasar	Reelers (Gender targeted)	Bihar	Forming 135 SHGs to encourage yarn production through a Common Facility Centre (CFC).	NA
Tasar Sericulture Development and Extension ⁵³	Tasar	Rearers and reelers (Gender agnostic)	Madhya Pradesh	Subsidising rearing equipment, rearing house construction, irrigation and establishing reeling units. Cost break-up: 25% to be born by state, 25% by beneficiaries, and 50% by the Central Silk Board.	NA
Integrated 'Soil to Silk' Tasar Project - Central Silk Board ⁵⁴	Tasar	Farmers, graineurs, reelers, and others (Gender agnostic)	Chhattisgarh (Janjgir-Champa district)	Development of new plantations with an area of 2,500 hectares and maintenance of existing plantations in 1,240 hectares; building forward and backward linkages for ensuring crop productivity, cocoon storage facilities, reelers collectives, cocoon bank and marketing support.	USD 9.79 million (INR 68.53 crore) (2016-19)
Mahila Kisan Sashaktikaran Pariyojana for Tasar Development - Central Silk Board ⁵⁴	Tasar	Female farmers (Gender targeted)	Jharkhand, Odisha, West Bengal, Chhattisgarh, Maharashtra, Bihar	Promoting tasar-based livelihoods since 2013. Covering 36,000 beneficiaries in 23 districts, most of which are affected by Left-Wing Extremism (LWE).	USD 10.2 million (INR 71.6 crore)
Vanya Cluster Promotion Programme - Central Silk Board ⁵⁴	Tasar, eri, muga	Vanya rearers, reelers and spinners (Gender agnostic)	India	Improving productivity, enabling transfer of improved technologies, strengthening forward and backward linkages, etc.	USD 1.9 million (INR 13.40 crore)
Oak Tasar Development Project in Uttarakhand - Central Silk Board ⁵⁴	Tasar	Tribal people living in hilly areas (Gender agnostic)	Uttarakhand	Developing infrastructure for seed production and commercial crop rearing, reeling/spinning; forward integration to increase oak tasar silk production and create sustainable livelihoods.	USD 4 million (INR 28.36 crore)

⁵² Sericulture schemes in Bihar; ⁵³ <http://mpgramodyoglobal.gov.in/RuralIndu/DEP202/Schemes.aspx>; ⁵⁴ Central Silk Board (2018-19) Annual Report

Gender Targeted: Policies which have either some women focused clause or where major beneficiaries are women; Gender Agnostic: No special focus on women; NA = Not available.

Which policies are relevant for entrepreneurs?

Scheme	Silk type	Beneficiaries	Target geographies	Main provisions	Scheme value
Financial Support					
Kaimagga Vikasa Yojane ⁵⁵	All	Weavers (Gender agnostic)	Karnataka	Providing beneficiaries with financial assistance of 50 per cent for purchases of cotton/silk/woolen handlooms. Handloom co-operative societies receive assistance worth 75% of purchase costs .	NA
Integrated Handlooms Development Scheme - Group approach for development of Handlooms⁵⁶	All	Weavers (Gender agnostic)	Tamil Nadu	Providing financial assistance to the tune of USD 0.85 million (INR 60 lakh) (for a period of 3 years) for skill development; purchases of new looms and accessories; building dyeing units, common facility centers and showrooms; and organising exhibitions/fairs.	NA
State Plan Scheme (Odisha) ⁵⁷	All	Silk reelers, spinners, weavers, etc (Gender agnostic)	Odisha	Financial assistance for establishment of private entrepreneurs in post cocoon activities such as reeling, spinning, twisting, dyeing and weaving for developing infrastructure.	NA
Working Capital Assistance for Tasar Reeling Units (Buniyaad Machinery) ⁵⁸	Tasar	Reelers (Gender agnostic)	Andhra Pradesh	Providing reelers with financial assistance up to 90% of the unit cost - USD 714 (INR 0.50 lakhs) - of Tasar reeling units.	NA
Manipur Textile Policy ⁵⁹	All	Small and medium enterprises (Gender agnostic)	Manipur	Providing tax reimbursements on purchase of raw material, machinery/accessories/equipment, end products/intermediate products in the value chain.	NA
Maharashtra Textile Policy ⁶⁰	All	Entrepreneurs, weavers and weavers' groups (Gender agnostic)	Maharashtra	Providing credit-linked capital subsidies to silk entrepreneurs, weavers and weavers' groups for dyeing/processing/weaving machinery.	NA

⁵⁵ <http://www.karnatakadht.org/english/pdf/kaimagga-vikasa-yojane.pdf>; ⁵⁶ https://www.tn.gov.in/scheme/department_wise/10?page=1; ⁵⁷ https://handloom.odisha.gov.in/sites/default/files/2020-02/POSI_Guideline.pdf; ⁵⁸ http://www.sericulture.ap.gov.in/sub_schemes.php?id=17; ⁵⁹ Manipur Textile Policy 2019; ⁶⁰ Maharashtra State Textile Policy 2018-23
Gender Targeted: Policies which have either some women focused clause or where major beneficiaries are women; Gender Agnostic: No special focus on women; NA = Not available.

Which policies are relevant for entrepreneurs?

Scheme	Silk type	Beneficiaries	Target geographies	Main provisions	Scheme value
Market Development					
State development scheme ⁶¹	Mulberry	Reelers (Gender agnostic)	Andhra Pradesh	Providing reelers with INR 130/- per kilogram for 1A grade and above quality silk and INR 35/- per kilogram of raw silk produced on charkhas.	NA
Telangana Sericulture Support Programme ⁶²	Mulberry, tasar	Reelers, tasar weaving societies (Gender agnostic)	Telangana	Providing reelers with INR 80 per kilogram of MERU (Multi-End Reeling Unit) silk produced, and INR 105 per kilogram of ARM (Automatic Reeling Machine) silk produced. Establishing crop colonies for both mulberry and tasar silks. Providing tasar weavers' societies with a 50% subsidy on reeling cocoons.	NA
Yarn Support Price to Silk Handloom Weavers ⁶³	All	Weavers (Gender agnostic)	Andhra Pradesh	Providing each beneficiary with INR 1000 per month for the purchase of four kilograms of silk yarn (at INR 250 per kg).	NA
Vanya Silk Market Promotion Cell - Central Silk Board ⁶⁴	Tasar, eri, muga	Manufacturers, traders, exporters, and designers in vanya silk value chain (Gender agnostic)	India	Generic, brand and market promotion of vanya silk through silk expos, workshops, meets, and commercialisation programmes. Product development through collaborative projects.	NA
Weaver support program ⁶⁵	All	Weavers (Gender agnostic)	Meghalaya	Encouraging the weavers to shift from acrylic yarn to natural filament yarn. The goal is to raise incomes and make use of locally available silk yarn fibre.	NA
New Textile and Garment Policy 2019-24 ⁶⁶	All	Entrepreneurs, weavers and weavers' groups (Gender agnostic)	Karnataka	Providing capital subsidy support to silk entrepreneurs, weavers and weavers' groups for silk dyeing/processing/weaving machinery. Encouraging clustering of reeling and weaving activities. Strengthening linkages between producers and the industry. Creating market hubs and organising regular events to provide backward and forward linkages.	NA

⁶¹ http://www.sericulture.ap.gov.in/sub_schemes.php?id=11; ⁶² Brief note on Horticulture and Sericulture, Government of Telangana; ⁶³ http://www.sericulture.ap.gov.in/sub_schemes.php?id=13; ⁶⁴ Central Silk Board (2018-19) Annual Report; ⁶⁵ <http://megseriloom.gov.in/schemes.html>; ⁶⁶ Karnataka New Textile and Garment Policy 2019-24

Gender Targeted: Policies which have either some women focused clause or where major beneficiaries are women; Gender Agnostic: No special focus on women; NA = Not available.

References

1. Statistics, available at "<https://inserco.org/en/statistics>"; accessed 18th December, 2020
2. Sericulture Statistics in India, available at "<http://csb.gov.in/wp-content/uploads/2020/09/Sericultural-Statistics.pdf>", accessed 18th December 2020
3. Central Silk Board Annual Report, available at "<http://csb.gov.in/wp-content/uploads/2020/03/csb-aar-18-19-english-low-res.pdf>"; accessed 20th December 2020
4. Authors' Analysis
5. Authors' Analysis, Central Silk Board Annual Report (2019)
6. Silk Industry and Export in India, available at "<https://www.ibef.org/exports/indian-silk-industry.aspx>"; accessed 9th July 2021
7. Critical Analysis on Role of Women in Sericulture Industry, International Journal of Social Science Citation: IJSS: 6(3): 211-222, September 2017
8. Mulberry Silk, available at "<http://csb.gov.in/silk-sericulture/silk/mulberry-silk>", accessed 8th January 2021
9. Central Silk Board (2019) Annual Report
10. Critical Analysis on Role of Women in Sericulture Industry, International Journal of Social Science Citation: IJSS: 6(3): 211-222, September 2017
11. Authors' Analysis, Stakeholder Interviews
12. Charkha reeling, available at "<https://tnsericulture.gov.in/sericultureNov12/Charka.htm>"; accessed 8th January, 2021
13. Authors' Analysis; Critical Analysis on Role of Women in Sericulture Industry, International Journal of Social Science Citation: IJSS: 6(3): 211-222, September 2017
14. Charkha reeling, available at "<https://tnsericulture.gov.in/sericultureNov12/Charka.htm>"; accessed 8th January, 2021
15. Tasar Silk, available at "<http://csb.gov.in/silk-sericulture/silk/tasar-silk>" accessed 8th January 2021
16. Central Silk Board (2019) Annual Report
17. PIB Release, available at "<https://pib.gov.in/newsite/PrintRelease.aspx?relid=158964>", dated 8th March 2017
18. Tasar Value Chain Analysis Jharkhand (2017), CSB & PRADAN
19. Reel of Fortune (2015), PRADAN
20. Authors' Analysis
21. Tasar Silk, available at "<http://csb.gov.in/silk-sericulture/silk/tasar-silk>" accessed 8th January 2021
22. Central Silk Board (2019) Annual Report
23. Reel of Fortune (2015), PRADAN
24. Tasar Value Chain Analysis Chhattisgarh (2017), CSB & PRADAN
25. Authors' Analysis; <http://www.uniindia.com/~women-empowerment-schemes-of-textiles-ministry/Business%20Economy/news/1522136.html>
26. Authors' Analysis, Stakeholder consultation, Tasar Value Chain Analysis Jharkhand (2017), CSB & PRADAN
27. Eri Silk, available at "<http://csb.gov.in/silk-sericulture/silk/eri-silk>", accessed 8th January 2021
28. Central Silk Board (2018-19) Annual Report
29. Contemporary breakthrough in Ahimsa silk spinning; Indian Journal of Traditional Knowledge, Vol. 7(1), January 2008, pp. 178-181
30. PIB Release, available at "<https://pib.gov.in/PressReleaseframePage.aspx?PRID=1565170>", dated 19th February 2019
31. Supply Chain Linkages and Constraints in Natural Silk Sector of Assam: A study of Muga and Eri Silk, International Journal of Multidisciplinary Management Studies, Vol 1, Issue 3, December 2011
32. Authors' Analysis
33. Authors' Analysis; Monimala Saikia and Kumud Ghosh, Involvement and contribution of women in eri culture activities in Jorhat district of Assam, Journal of Entomology and Zoology Studies 2018; 6(6): 391-395
34. Spinning, available at "<https://sericulture.assam.gov.in/portlet-innerpage/spinning>", accessed 15th January 2021
35. Muga Silk, available at "<http://csb.gov.in/silk-sericulture/silk/muga-silk>", accessed 15th January 2021
36. Central Silk Board (2019) Seri-states of India
37. Central Silk Board (2019) Annual Report
38. Silk Reeling and Spinning, available at "<https://sericulture.assam.gov.in/portlets/silk-reeling-and-spinning>", accessed 17th February 2021
39. The story of golden thread, available at "<https://medium.com/smaclab/the-story-of-golden-thread-paradox-of-muga-silk-in-assam-5b8f43b1a0e2>", accessed 18th February 2021
40. Authors' Analysis
41. Authors' Analysis; Role of women in sericulture industry, available at "<https://sericulture.assam.gov.in/frontimpotentdata/role-of-women-in-sericulture-industry>", accessed on 20th March 2021
42. Silk Reeling and Spinning, available at "<https://sericulture.assam.gov.in/portlets/silk-reeling-and-spinning>", accessed 17th February 2021
43. Authors' Analysis; Fourth All India Handloom Survey (2020)
44. NSSO Round 73, Unincorporated non-agricultural enterprises, 2015-16

References

45. Supply Chain Linkages And Constraints In Natural Silk Sector of Assam: A Study of Muga And Eri Silk
46. Silk Mark, available at "<http://www.silkmarkindia.com/blog/?p=149>", accessed 22nd March 2021
47. Authors' Analysis, India mart, silks.csb.gov.in, cmerti.res.in, sericulture.assam.gov.in
48. Schemes, available at "<http://megseriloom.gov.in/schemes.html>", accessed 25th February 2021
49. Chief Minster's Indigenous textile promotion scheme, available at "<http://textiles.arunachal.gov.in/chief-minstrers-indigenous-textile-promotion-scheme/>", accessed on 25th February 2021
50. UP Textile Policy 2017
51. Central Silk Board (2019) Annual Report
52. Sericulture schemes in Bihar
53. Madhya Pradesh Schemes, available at "<http://mpgramodyogglobal.gov.in/RuralIndu/DEP202/Schemes.aspx>", accessed on 25th February 2021
54. Central Silk Board (2018-19) Annual Report
55. Kaimagga Vikasa Yojane, available at "<http://www.karnatakadht.org/english/pdf/kaimagga-vikasa-yojane.pdf>", accessed on 25th February 2021
56. Tamil Nadu Schemes, available at "https://www.tn.gov.in/scheme/department_wise/10?page=1", accessed 25th February 2021
57. POSI guidelines, available at "https://handloom.odisha.gov.in/sites/default/files/2020-02/POSI_Guideline.pdf", accessed on 17th March 2021
58. Working Capital Assistance for Tasar Reeling Units (Buniyaad Machinery), available at "http://www.sericulture.ap.gov.in/sub_schemes.php?id=17", accessed on 13th March 2021
59. Manipur Textile Policy 2019
60. Maharashtra State Textile Policy 2018-23
61. Incentive to private silk Reelers for production of the Raw Silk, available at "http://www.sericulture.ap.gov.in/sub_schemes.php?id=11", accessed on 13th March 2021
62. Brief note on Horticulture and Sericulture, Government of Telangana
63. Yarn Support Price to Silk Handloom Weavers, available at "http://www.sericulture.ap.gov.in/sub_schemes.php?id=13", accessed on 13th March 2021
64. Central Silk Board (2018-19) Annual Report
65. Schemes, available at "<http://megseriloom.gov.in/schemes.html>", accessed on 13th March 2021
66. Karnataka New Textile and Garment Policy 2019-24

Acknowledgments

We would like to thank Kunal Vaid (Resham Sutra) for his support and guidance. His inputs on the energy-efficient machine market have been extremely valuable for the projections made in this report.

We thank our reviewers – Astad Pastakia (Development Consultant), Khitish Pandya (CEO, Eco Tasar), Ananth Aravamudan (Villgro), Shankha Lahiri (Villgro), Shaily Jha (Ex-CEEW) and Sasmita Patnaik (Ex-CEEW) for their feedback, which helped us refine the report.

We thank our colleagues – particularly Wase Khalid (CEEW) for helping us with our research.

Finally, we would also like to thank CEEW's Outreach team for helping us with the report's design and publication.



Copyright © 2021 Council on Energy, Environment and Water (CEEW).

Open access. Some rights reserved. This work is licensed under the Creative Commons Attribution-Noncommercial 4.0. International (CC BY-NC 4.0) license. To view the full license, visit: www.creativecommons.org/licenses/by-nc/4.0/legalcode.

Suggested citation:

Sahdev, Garvit, Shruti Jindal, Abhishek Jain. 2021. *Energy-Efficient Silk Spinning and Reeling Machines: How Big is the Opportunity?* New Delhi: Council on Energy, Environment and Water.

Disclaimer:

The views expressed in this report are those of the authors and do not necessarily reflect the views and policies of Council on Energy, Environment and Water. We request people who will be using this report's data to drop us an email at info@poweringlivelihoods.org, this will help us to keep them updated on our future work and will also help us to get a sense of who finds this information important - in our attempt to grow the ecosystem.

Cover Image:

CEEW

Peer reviewers:

Astad Pastakia, Development Consultant, Khitish Pandya, Eco Tasar; Ananth Aravamudan, Villgro; Shankha Lahiri, Villgro; and Sasmita Patnaik, Ex-CEEW

Publications team:

Alina Sen, CEEW and Ganesh Radha Udayakumar, CEEW

Organisation:

The Council on Energy, Environment and Water (CEEW) is one of Asia's leading not-for-profit policy research institutions. The Council uses data, integrated analysis, and strategic outreach to explain – and change – the use, reuse, and misuse of resources. It prides itself on the independence of its high-quality research, develops partnerships with public and private institutions, and engages with wider public. In 2021, CEEW once again featured extensively across ten categories in the 2020 Global Go To Think Tank Index Report. The Council has also been consistently ranked among the world's top climate change think tanks. Follow us on Twitter @CEEWIndia for the latest updates.

CEEW and Villgro have launched a \$3 million initiative 'Powering Livelihoods', with a vision to power India's rural economy through clean energy solutions. The initiative provides capital, technical, and sectoral growth support to social enterprises—deploying clean energy-powered livelihood solutions through an integrated gendered lens. Besides, the programme engages with key stakeholders including investors, financiers and policymakers to enable sectoral growth. With the vision that within the next ten years Distributed Renewable energy (DRE) will be an integral part of all rural productive use applications, this initiative seeks to ignite the transformation, few beneficiaries at a time. Visit our website poweringlivelihoods.org

A woman wearing a vibrant, multi-colored sari is seated at a sewing machine. She is looking towards the camera with a slight smile. Her hands are positioned near the machine, and there are some items on the table in front of her. The room has a yellow wall and a window with metal bars in the background. The lighting is warm and indoor.

Thank You

Authors:

Garvit Sahdev (garvit.sahdev@ceew.in)

Shruti Jindal (shruti.jindal@ceew.in)

Abhishek Jain (abhishek.jain@ceew.in)

Image: Resham Sutra