

ACCESS TO CLEAN COOKING ENERGY AND ELECTRICITY IN WEST BENGAL



#ACCESS2018



Districts surveyed
6



Villages
84



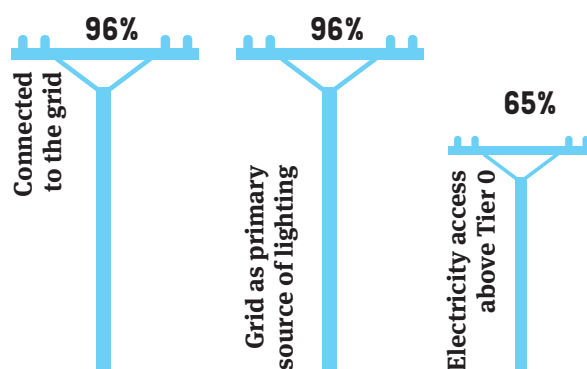
Households
1,008

KEY FINDINGS

Access to electricity

1. Even as only 4 per cent of households in the state remained unelectrified through the grid at the time of survey, as many as 35 per cent of all households had a Tier 0-level of access to electricity, implying their inability to rely on electricity in any meaningful way.
2. The proportion of households using kerosene as a primary lighting source was already lower at eight per cent in 2015, and reduced even further to four per cent in 2018.
3. There is no change in the hours of power supply received by a typical electrified household in West Bengal during a day, and it still receives 20 hours of power supply in a day in 2018.
4. In 2018, 91 per cent of electrified households receive four or more hours of electricity between sunset and midnight, a slight decline from 93 per cent in 2015.
5. West Bengal is doing exceptionally well in terms of electricity bills received by the households and nearly all the grid-electrified households in the state received an electricity bill in the past one year or ever.
6. About 69 per cent of respondents from electrified households in 2018 noted that they were 'satisfied' with their electricity situation, in contrast to the 58 per cent of respondents from electrified households in 2015 who reported so.
7. Not all households experienced improved access to electricity in the last three years. Although 56 per cent of Tier 0 households from 2015 have moved to higher tiers, more than a third of all Tier 1 households from 2015 have slipped to Tier 0 in 2018.

Figure 1: Access to electricity for West Bengal's rural households



Source: CEEW analysis, 2018

Tier 0: lowest level of energy access | Tier 3: highest level of energy access

Access to Clean Cooking Energy and Electricity: Survey of States (ACCESS)

The Access to Clean Cooking Energy and Electricity - Survey of States (ACCESS) is India's largest multidimensional energy access survey conducted across six of the major energy-access-deprived states - Bihar, Jharkhand, Madhya Pradesh, Odisha, Uttar Pradesh, and West Bengal. The study conducted by the Council on Energy, Environment and Water (CEEW), with support from the Shakti Sustainable Energy Foundation and the Lee Kuan Yew School of Public Policy (National University of Singapore), covered more than 9,000 households from 756 villages in 54 districts collecting about 5 million data points. The results from the first round of the study, ACCESS 2015, highlighted the need to look beyond connections to enable rural India's access to modern forms of energy. In 2018, we revisited the households to understand the changes in their energy access situation over the last three years, and to study the impact of government policies during this period. The study analyses energy access for households using a multidimensional, multi-tier framework. Households are assigned tiers on the basis of their level of access to energy. Tier 0 indicates the lowest level of access and Tier 3, the highest.

Field images



Access to clean cooking energy

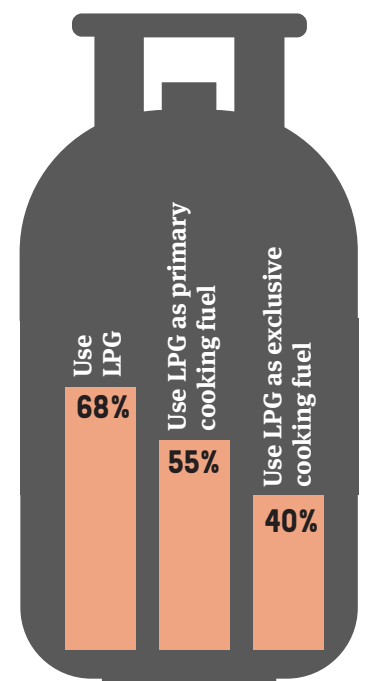
1. Figure 2 demonstrates a marked improvement not only in the overall use of LPG, but also in its use as the primary cooking fuel and exclusive cooking fuel since 2015, when only 22 per cent of rural households in the state had an LPG connection, only 15 per cent used it for their primary cooking needs, and only eight per cent used LPG exclusively for cooking.
2. About 51 per cent of households that received an LPG connection in the last two years, received it under the *Pradhan Mantri Ujjwala Yojana* (PMUY).
3. The median annual number of LPG cylinders consumed by households that have had LPG for at least one year, is seven cylinders. The

- consumption is higher for non-PMUY households (eight cylinders annually) when compared with PMUY households (five cylinders annually).
4. The proportion of rural LPG users that get LPG delivered to their doorstep has increased significantly from 61 per cent in 2015 to 79 per cent in 2018. This is noteworthy given that the penetration of LPG connections has increased most significantly in West Bengal in the interim, among all the six states.
5. Households that do not get LPG delivered to their doorstep report a median distance of two km travelled to procure LPG. This has improved from three km in 2015, implying an increase

in the presence of distributorships in rural areas.


6. A little more than two-thirds of households with LPG reported being 'satisfied' with their general LPG situation, which is a marginal decline from 73 per cent in 2015. Even though this decline is led by PMUY beneficiaries whose satisfaction rate is 54 per cent, among non-PMUY beneficiaries as well, satisfaction rate has declined to 71 per cent.
7. Of the households that do not have an LPG connection, 85 per cent are interested in getting one. However, 97 per cent of them mentioned the high installation cost, as a barrier for not being able to adopt LPG.

Figure 2: Proportion of rural households' access to LPG in West Bengal



Source: CEEW analysis, 2018

ACCESS 2018 Report




AUTHORS OF ACCESS2018 REPORT



Abhishek Jain
Senior Programme Lead



Saurabh Tripathi
Research Analyst




Sunil Mani
Research Analyst



Sasmita Patnaik
Programme Lead



Tauseef Shahidi
Research Analyst



Karthik Ganesan
Research Fellow

For more details on the ACCESS study, please contact: abhishek.jain@ceew.in.

The Council on Energy, Environment and Water is one of South Asia's leading not-for-profit policy research institutions. The Council uses data, integrated analysis, and strategic outreach to explain-and change-the use, reuse, and misuse of resources.